

# 150' CREW FSV MISS VICKIE



150' CREW FSV MISS VICKIE

## MAIN PARTICULARS

LENGTH OVERALL	45.7 m	150 ft
LENGTH BP	—	—
BEAM	8.5 m	28 ft
DEPTH	3.5 m	11.5 ft
DRAFT	2.1 m	9 ft
DRAFT @ SUMMER LWL	1.8 m	6 ft

## CAPACITIES

DRILL WATER	—	—
POTABLE WATER	142.5 m <sup>3</sup>	—
FUEL OIL	70.2 m <sup>3</sup>	—
LIQUID MUD	—	—
DRY BULK	222.97 m <sup>3</sup>	—
BRINE	—	—
BASE OIL	—	—
METHANOL	—	—
DEADWEIGHT	178 MT	175 LT

## CARGO DECK

TONNAGE	188 MT	185 LT
STRENGTH	2 MT / m <sup>2</sup>	—
CLEAR AREA	208 m <sup>2</sup>	2,236 ft <sup>2</sup>

## TONNAGE (ITC)

GT	87 MT	298 ITC
NT	59 MT	89 ITC

## MACHINERY

MAIN ENGINES	5 x Cummins KTA 19 M
BRAKE HORSEPOWER	3,500 BHP in total
REDUCTION GEARS	Twin Disc MG5202
PROPELLERS	5 x (39 x 36)
RUDDERS	3
AUX. GENERATORS	2 x 50 KW
SHAFT GENERATORS	—
BOW THRUSTER	2 x Kawasaki KT - 7283
STERN THRUSTER(S)	—

## DECK EQUIPMENT

TUGGER WINCHES	—
CAPSTANS	—
WINDLASS	Hydraulic Anchor Windlass
ANCHORS	—
ANCHOR CHAINS	—
DECK CRANE	—
ROLL REDUCTION SYSTEM	—

## PERFORMANCE

MAXIMUM SPEED	18 knots
SERVICE SPEED	16 knots
ECONOMICAL SPEED	14 knots
FUEL CONSUMPTION AT MAX SPEED	15 m <sup>3</sup> / day 165 USG / Hr
FUEL CONSUMPTION AT SERVICE SPEED	—
FUEL CONSUMPTION AT ECONOMICAL SPEED	12 m <sup>3</sup> / day 132 USG / Hr
IN PORT	—
STANDBY AT SEA W/DP OPERATION	—

## DISCHARGE RATES

DRILL WATER	136 m <sup>3</sup> / hr @ 49 m	600 GPM @ 160 ft
POTABLE WATER	136 m <sup>3</sup> / hr @ 49 m	600 GPM @ 160 ft
FUEL OIL	20 m <sup>3</sup> / hr @ 30 m	90 GPM @ 100 ft
Liquid Mud	—	—
DRY BULK	—	—
BRINE	—	—
BASE OIL	—	—
METHANOL	—	—

## ACCOMMODATIONS

BERTHS	4 / 7
CREW MAX.	8
VIP	—
PASSENGERS	65 Bench Class

## ELECTRONICS & CONTROLS

JOYSTICK	—
DEPTH SOUNDER	1 x Furuno LS 4100
DYNAMIC POSITIONING	—
AUTOPILOT	1 x ComNav Marine 2001
GMDSS	2 x VHF Furuno, 1 x Inmarsat C 155B
GMDSS PORTABLE RADIO	3 x ACR Survival Radio
GPS	1 x Furuno GP32
GYRO	1 x Sperry MK37
RADAR(S)	2 x Furuno
SATCOM	—
SSB	1 x Icom IC-M710, 1 x JRC NCH 802
NAVTEX	1 x Furuno NX 500
VHF	2 x JRC, 1 x Motorola Triton II
VHF PORTABLE	3 x Standard Horizon HX3705

## SPECIAL EQUIPMENT

EXTERNAL FIFI PUMP	1 x 2 inch Electric / 300 GPM
MOB FAST RESCUE BOAT	—
MONITORS	900 GPM Mounted on Stern
THROW HEIGHT/LENGTH	—
SURVIVAL CRAFT	—
LIFERAFT	4 x 25-Man cap., 2 x 20-Man cap.
RESCUE BOAT	—
RESCUE ZONE	—

## DOCUMENTATION

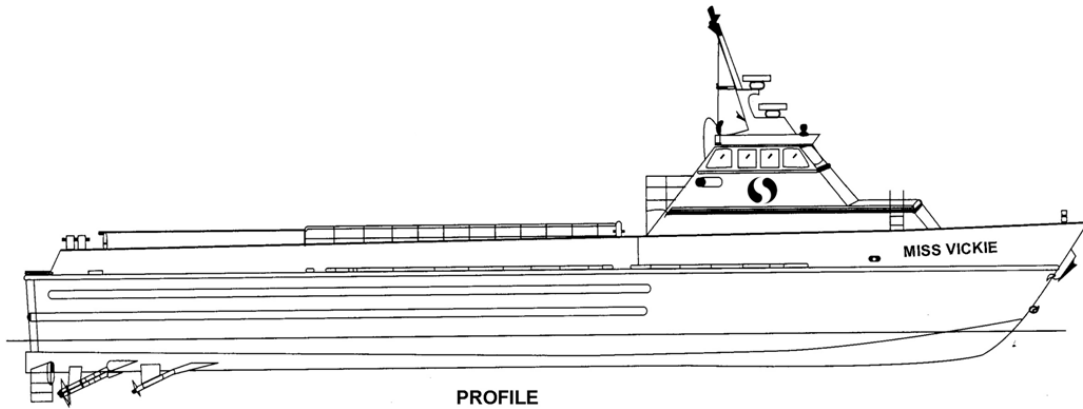
CLASS	Crewboat
FLAG	Tuvalu
SOLAS	—
USCG	—
YEAR BUILT	1998
OFFICIAL NUMBER	12549806
IMO	8964226
CALL SIGN	T2KC2
BUILDER	Neuville Boat Works, Inc. - USA

This specification is preliminary and subject to change without notice. Exact tank capacities, deadweight, deck cargo capacity and other figures that have been calculated and may change when the actual vessel is delivered.

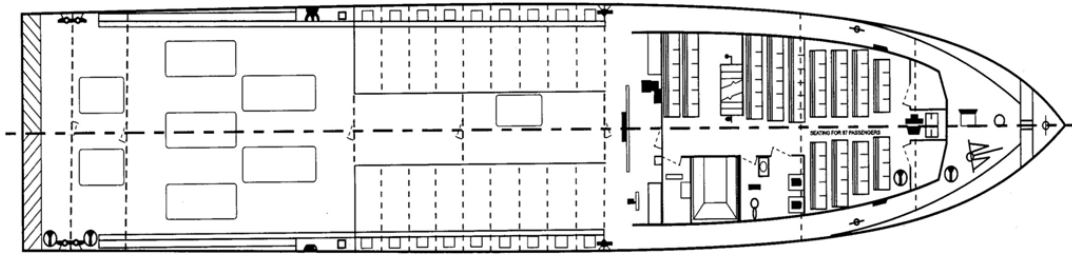
# 150' CREW FSV MISS VICKIE



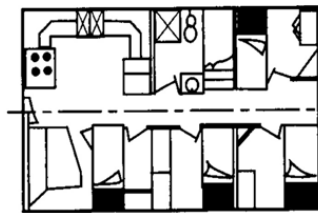
150' CREW FSV MISS VICKIE



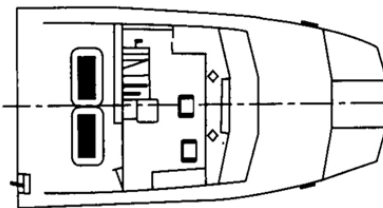
PROFILE



MAIN DECK PLAN



BELOW DECK PLAN



PILOT HOUSE PLAN