

162' CREW/FSV MISS BRENDA



162' CREW/FSV MISS BRENDA

MAIN PARTICULARS

LENGTH OVERALL	162 ft.	49 m
LENGTH BP	143 ft.	44 m
BEAM	28 ft.	9 m
DEPTH	11.66 ft.	4 m
LIGHT DRAFT	6 ft.	2 m
LOADED DRAFT	9.5 ft.	3 m
SUMMER FREEBOARD	4 ft.	1 m
LIGHTSHIP	161 LT.	164 MT.

CAPACITIES

DRILL WATER	36,025 USG	136 m ³
POTABLE WATER	28,371 USG	107 m ³
FUEL	14,821 USG	56 m ³
DRY BULK	0 ft. ³	0 m ³
BASE OIL	750 USG	3 m ³
DEADWEIGHT	411 LT.	418 MT.

CARGO DECK

TONNAGE	282 LT.	287 MT.
STRENGTH	0.17 LT./ft. ²	2 MT./m ²
LENGTH	98 ft.	30 m
WIDTH	25 ft.	8 m
CLEAR AREA	2,450 ft. ²	228 m ²

TONNAGE

GRT	96 US tons	325 tons
NRT	65 US tons	97 tons

MACHINERY

MAIN ENGINES	5- Cummins KTA 38-M2
BRAKE HORSEPOWER	6750
REDUCTION GEARS	5-Twin Disc MG6650
GEAR RATIO	2.47:1
RUDDERS	2
PROPELLERS	5 - 45 x 47
AUXILIARY GENERATORS	2 @ 75KW
BOW THRUSTER	Thrustmaster 200 hp
FUEL-OIL PURIFIER	0

PERFORMANCE

MAXIMUM SPEED	26 knots	
CRUISING SPEED	24 knots	
MAXIMUM FUEL CONSUMPTION	325 USG/Hr	30 m ³ /24 Hrs
CRUISING FUEL CONSUMPTION	250 USG/Hr	23 m ³ /24 Hrs

DISCHARGE RATES

DRILL WATER	700 USG/min @ 160 ft.	159 m ³ /Hr @ 49 m
FUEL	90 USG/min @ 100 ft.	20 m ³ /Hr @ 30 m
POTABLE WATER	700 USG/min @ 160 ft.	159 m ³ /Hr @ 49 m

ACCOMMODATIONS

CABINS/BERTHS	5/10
OFFICERS	2
CREW	3
VIP	0
PASSENGERS	80 Business Class
LOUNGE	0
MESS	8

ELECTRONICS & CONTROLS

DEPTH SOUNDER	Datamarine Digital
GMDSS	0
GPS	Garmin
RADAR(S)	2 - Furuno
VHF	2
SSB	1 - ICOM
INTERNET E-MAIL	Globe Wireless
WEATHER RADIO	XM

SPECIAL EQUIPMENT

EXTERNAL FIFI	1-900 gpm & 1-2500 gpm
NUMBER OF MONITORS	2

DOCUMENTATION

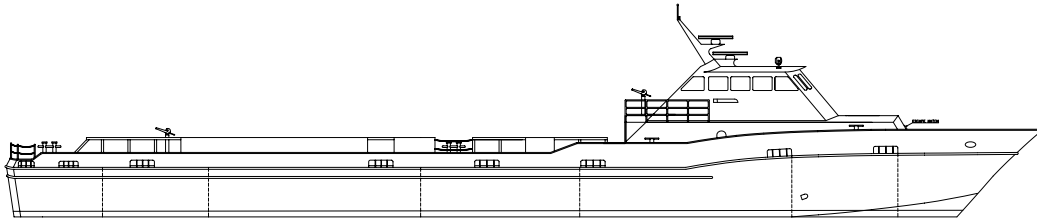
CLASS	155 FT. FSV
FLAG	United States
SOLAS	No
USCG	USCG Sub T, ABS +A1, HSC, Crewboat, +AMS
YEAR BUILT	2002
BUILDER	Gulf Craft Inc

This specification is preliminary and subject to change without notice. Exact tank capacities, deadweight, deck cargo capacity and other figures that have been calculated and may change when the actual vessel is delivered.

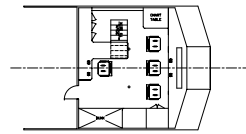
162' CREW/FSV MISS BRENDA



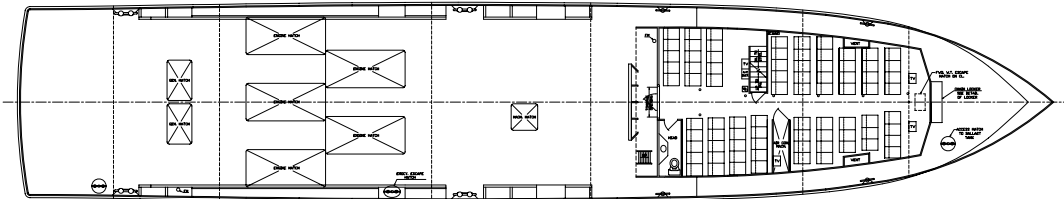
162' CREW/FSV MISS BRENDA



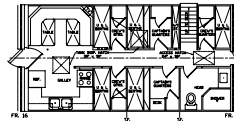
PROFILE



PILOTHOUSE



MAIN DECK PLAN



LOWER QUARTERS