

# 190' FAST CREW/SUPPLY

## MICHAEL G McCALL



190' FAST CREW/SUPPLY MICHAEL G McCALL

### MAIN PARTICULARS

LENGTH OVERALL	190.00 ft	57.91 m
LENGTH BP	176.00 ft	53.64 m
BEAM	34.00 ft	10.36 m
DEPTH	13.00 ft	3.96 m
LIGHT DRAFT	4.60 ft	1.40 m
LOADED DRAFT	7.58 ft	2.31 m
SUMMER FREEBOARD	5.70 ft	1.74 m
LIGHTSHIP	267.03 Lt	271.32 Mt

### CAPACITIES

DRILL / FRESH WATER	44,764 USG	169.5 m <sup>3</sup>
FUEL OIL	51,874 USG	196.4 m <sup>3</sup>
POTABLE WATER	4,030 USG	15.3 m <sup>3</sup>
MAIN ENGINE LUBE-OIL	1,206 USG	4.6 m <sup>3</sup>
SEWAGE	300 USG	1.1 m <sup>3</sup>
BILGE OIL	1,403 USG	5.3 m <sup>3</sup>
GEAR OIL	120 USG	0.5 m <sup>3</sup>
DEADWEIGHT	455 Lt	462.3 Mt
COOLANT	180 USG	0.7 m <sup>3</sup>

### CARGO DECK

TONNAGE	410 Lt	416.6 Mt
STRENGTH	540.0 lb/ft <sup>2</sup>	2.6 Mt/m <sup>2</sup>
LENGTH	123 ft	37.5 m
WIDTH	28 ft	8.5 m
CLEAR AREA	3,344 ft <sup>2</sup>	320.0 m <sup>2</sup>

### TONNAGE

	USA	INT
GRT	97 tons	496 tons
NRT	66 tons	148 tons

### MACHINERY

MAIN ENGINES	5 - MTU 12V4000 M60
BRAKE HORSEPOWER	5 x 1770 = 8850 BHP @ 1800 RPM
REDUCTION GEARS	5 x Twin Disc MGX-6848
RATIO	2.47:1
WATER JETS	5 - Hamilton Model 811
MAIN GENERATORS	3 x 290 kW, 480 VAC, 60 Hz, 3φ
MAIN GENERATOR DRIVES	3 x Cummins QSM11
TUNNEL BOW THRUSTER	3 x Thrustmaster 200 hp
TUNNEL BOW THRUSTER DRIVE	3 x 200 hp Electric Motor
OILY WATER SEPARATOR	US-500-C Bilge Water Separator
FUEL COALESCER	2 x Kaydon
FUEL CENTRIFUGE	2 x Alfa Laval MAB 103
ANCHOR WINCH	Fitted

### PERFORMANCE

MAXIMUM SPEED	29 knots
CRUISING SPEED	26 knots
ECONOMY SPEED	21 knots
MAXIMUM FUEL CONSUMPTION	430 GPH @ 1,770 RPM
CRUISING FUEL CONSUMPTION	300 GPH @ 1,600 RPM
ECONOMY FUEL CONSUMPTION	200 GPH @ 1,400 RPM

### DOCUMENTATION

CLASS	ABS +A1 HSC Crewboat +AMS +DPS-2
FLAG	US
USCG	Subchapter T
OFFICIAL #	1223862
RCS	WDF3271
IMO#	9583885
DP CLASS	ABS DP2
IOPP / SOPEP	USCG
USCG approved for carrying combustibles	in approved tanks
VESSEL DELIVERY DATE	2010
EEP CERTIFIED	130 Persons
ABS ID#	YY209904
MMSI#	368538000

### DISCHARGE RATES

	GPM @ FT	M <sup>3</sup> /HR @ M
DRILL WATER	150 496	34 151
FUEL OIL	200 429	45 131

### ACCOMMODATIONS

CABINS	7
BERTHS	12
CREW	2 heads with shower
GALLEY	Seating for 6
TELEVISION	2 - 32" TV w/ VCR/DVD in Passenger Area
REFRIGERATOR / FREEZER	2 - 19 cu ft side by side
A/C & HEATING	(1) 5 ton, (3) 3 ton Central HVAC Units
WASHER / DRYER	1 set - Heavy Duty
PASSENGER AREA	50 first class seats - 1 head Certified for 52 passengers Located in Passenger Area
LUGGAGE STORAGE AREA	

### ELECTRONICS & CONTROLS

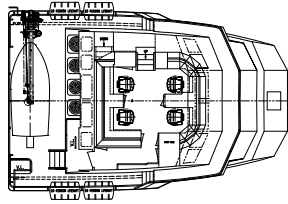
COMPASS	1 Magnetic, 3 Gyro
DEPTH RECORDER	1 - Datamarine 3001 - Furuno
ENGINE / GEAR CONTROLS	Hamilton Waterjet and Twin Disc
EPIRB 406 Mhz	Northern Airbone Technology S-1210
GPS	Furuno 1724CNT
CHART PLOTTER	Coastal Explorer
RADAR	2 x Furuno 2127 (ARPA Enabled)
GMDSS	Furuno A3-150
SSB	Furuno FS1570
STEERING	Hamilton Waterjet
AUTOPILOT	Corn Nav 2001
VHF	2 x portable VHF & 3 x Icom M504
INTERNAL TELEPHONE	International Marine Sound Powered
HAILER / PA SYSTEM	Ratheon 430
DYNAMIC POSITIONING	Kongsberg DPS-2 KPOS w/ Cjoy
NAVTEX	Furuno NX 700
INTERNET E-MAIL	Globe Wireless
AIS	Furuno FA150
DP REFERENCES	2 - CNAV DGPS, 1 - RADIUS 1000, 1 - Fanbeam
VSAT	Sea-Tel

### SPECIAL EQUIPMENT

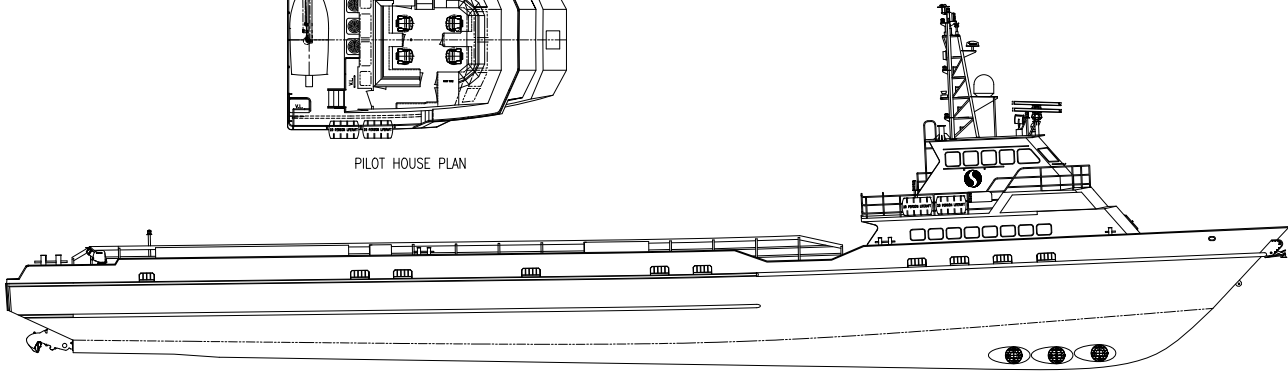
FIRE FIGHTING	Fixed CO2 System In All Machinery Spaces
LIFE RAFTS	4 - 20 man inflatables
RESCUE EQUIPMENT	Rescue Davit and Basket
FRC	6 Person SOLAS - Ned Deck 4.4
FUEL METER	Fitted with Printer
SEARCHLIGHTS	3 - Carlisle & Finch
FI FI 1 MONITORS	2 - monitors @ 5300 GPM each-remote control
FIRE DETECTION	Smoke and Heat Detection Per USCG / ABS
CCTV MONITOR	Recordable Deck, Passenger rm., Engine rm Thruster Room
DECK LIGHTING	8 - 1500 Watt, 2 - 250 Watt
SEWAGE TREATMENT	Head Hunter System
VESSEL / ENGINE MONITORING	Blue Vision
DIRECT TV / INTERNET	Satellite TV
FIXED BOARDING RAMPS	Port & Starboard
REEFER RECEPTACLES	3 - 30 amp 480V
NIGHT VISION	Night Navigator 5000
RIDE CONTROL	Naiad Dynamics

This specification is preliminary and subject to change without notice. Exact tank capacities, deadweight, deck cargo capacity and other figures that have been calculated and may change when the actual vessel is delivered.

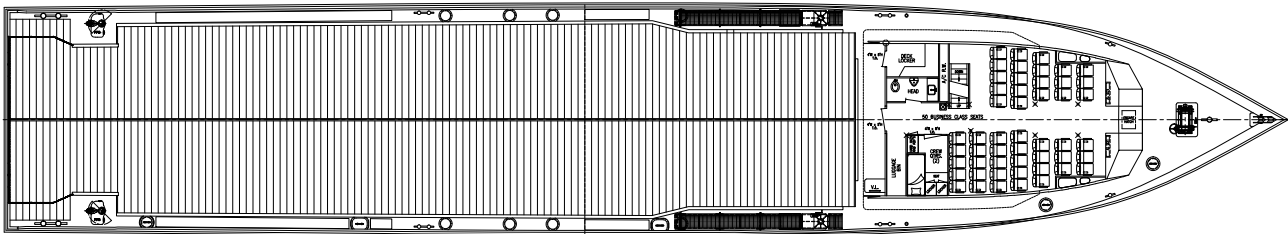
# 190' FAST CREW/SUPPLY MICHAEL G McCALL



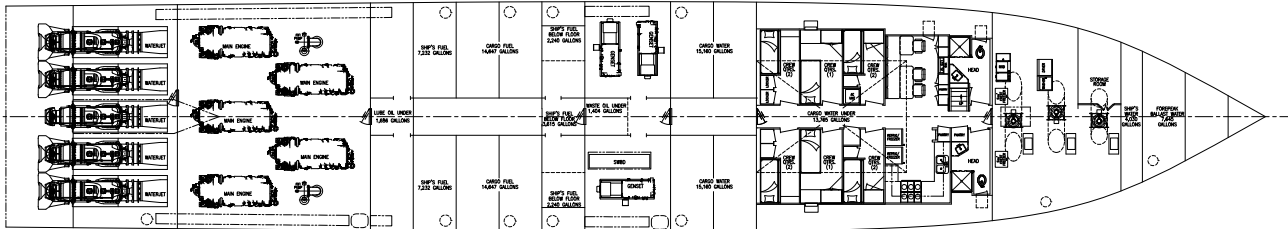
PILOT HOUSE PLAN



OUTBOARD PROFILE



MAIN DECK PLAN



BELOW DECK PLAN

190' FAST CREW/SUPPLY MICHAEL G McCALL