

190' TOWING SUPPLY SAN MIGUEL



190' TOWING SUPPLY SAN MIGUEL

MAIN PARTICULARS

U.S.	METRIC
LENGTH OVERALL	190 ft / 57.9 m
LENGTH BP	176.75 ft / 53.9 m
BEAM	44 ft / 13.41 m
DEPTH	16 ft / 4.87 m
LIGHT DRAFT	8 ft / 2.44 m
LOADED DRAFT	13 ft 6 in / 4.1 m
SUMMER FREEBOARD	2 ft 6 in / 0.76 m
LIGHT SHIP	830.32 LT / 843.64 MT

CAPACITIES (100%)

U.S.	METRIC
DRILL WATER	221,341 usg / 837.87 m ³
POTABLE WATER	8,650 usg / 32.74 m ³
FUEL	68,704 usg / 260.07 m ³
METHANOL	N/A / N/A
LIQUID MUD	2,053 bbls / 326.04 m ³
DRY BULK	7,200 ft ³ / 203.88 m ³
BRINE	86,258 usg / 326.52 m ³
MAX RIG CHAIN	N/A / N/A
DEAD WEIGHT	1,444.78 LT / 1,310.68 MT

CARGO DECK

U.S.	METRIC
TONNAGE	433.66 LT / 440.62 MT
STRENGTH	540 lb/ft ² / 2.64 MT/m ²
LENGTH	102 ft 9 in / 31.32 m
WIDTH	39 ft 4 in / 11.99 m
CLEAR AREA	4,041 ft ² / 375.42 m ²

TONNAGE

U.S.	INT
GROSS	N/A / 1,004 GT ITC
NET	N/A / 301 NT ITC

MACHINERY

MAIN ENGINES	2 - Caterpillar 3516 B
BRAKE HORSEPOWER	4,000
REDUCTION GEARS	2 - Reintjes WAF872
GEAR RATIO	6.4 : 1
PROPELLERS	2 - Bird Johnson 94D x 71P
RUDDERS	2 - Blade
SHAFT GENERATORS	N/A
AUXILIARY GENERATORS	2 - 175 kw
EMERGENCY GENERATORS	N/A
BOW THRUSTERS	1 - 500 hp - Tunnel
STERN THRUSTERS	N/A

TOWING & ANCHOR HANDLING

WINCH MODEL	Smatco 72DAW-250 Double Drum
LINE PULL	134 LT
WIRE CAPACITY	7,360 ft x 2 in wire
TRACTION WINCH LINE PULL	N/A
TRACTION WINCH WIRE CAPACITY	N/A
BOLLARD PULL	N/A
CHAIN STOPPERS	N/A
TOWING PINS	1 - set
STERN ROLLER	5 ft x 8 ft
TUGGER WINCHES	2 - 6.7 LT line pull

PERFORMANCE

MAXIMUM SPEED	12 kts
CRUISING SPEED	11 kts
MAX FUEL CONSUMPTION	210 GPH
CRUISING FUEL CONSUMPTION	108 GPH

DISCHARGE RATES

U.S.	METRIC
DRILL WATER	320 GPM @ 200 ft / 72.68 m ³ /hr @ 60.96 m
POTABLE WATER	320 GPM @ 200 ft / 72.68 m ³ /hr @ 60.96 m
FUEL	320 GPM @ 200 ft / 72.68 m ³ /hr @ 60.96 m
METHANOL	N/A / N/A
LIQUID MUD	1,500 GPM @ 175 ft / 340.69 m ³ /hr @ 53.34 m
DRY BULK	1,000 ft ³ /hr @ 80 psi / 28.32 m ³ /hr @ 5.52 bar
BRINE	1,500 GPM @ 175 ft / 340.69 m ³ /hr @ 53.34 m

ACCOMMODATIONS

TOTAL CABINS / BERTHS	7 cabins / 18 berths
OFFICER CABINS	2 cabins / 2 x 1
CREW CABINS	2 cabins / 1 x 2 & 1 x 4
VIP CABINS	N/A
PASSENGER CABINS	3 cabins / 1 x 2 & 2 x 4
LOUNGE	1 with sofas
MESS	Seating for 10

ELECTRONICS & CONTROLS

JOYSTICK	N/A
DEPTH SOUNDER	1 - Furuno
DGPS	2 - Furuno, 1 - JRC
DYNAMIC POSITIONING	N/A
GPS	N/A
GYRO	1 - Bridge Mate Meridian
SSB	1 - Furuno
VHF	1 - Furuno, 1 - Ross
RADARS	2 - Furuno
RADIO SYSTEM	GMDSS
INTERNET E-MAIL	Globe Wireless
WEATHER RADIO	XM

SPECIAL EQUIPMENT

CRANE	N/A
SURVIVAL CRAFT	2 - Viking 10 man life rafts
WINDLASS	1 - McElroy - 1.25 in
RESCUE BOAT	1 - Zodiac
FIREFIGHTING	1 - @ 1,000 GPM

DOCUMENTATION


CLASS	ABS +A1 US Service +AMS
FLAG	United States
SOLAS	N/A
USCG	Sub Chapter L
YEAR BUILT	1999
OFFICIAL NUMBER	1075884
RADIO CALL SIGN	WDA9648
BUILDER	Eastern Shipbuilding Group

Information provided is for guidance purposes only and are not guaranteed. Please verify accuracy with SEACOR Marine representative(s)

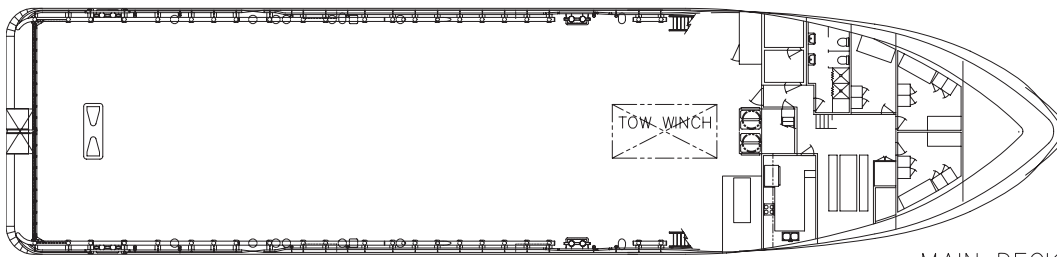
190' TOWING SUPPLY SAN MIGUEL



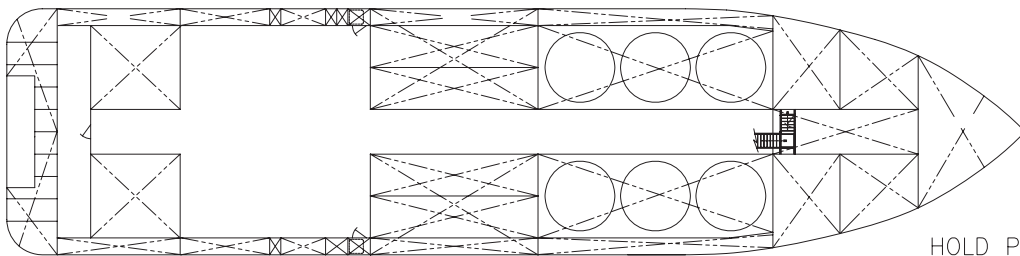
190' TOWING SUPPLY SAN MIGUEL



OUTBOARD PROFILE



MAIN DECK



HOLD PLAN